

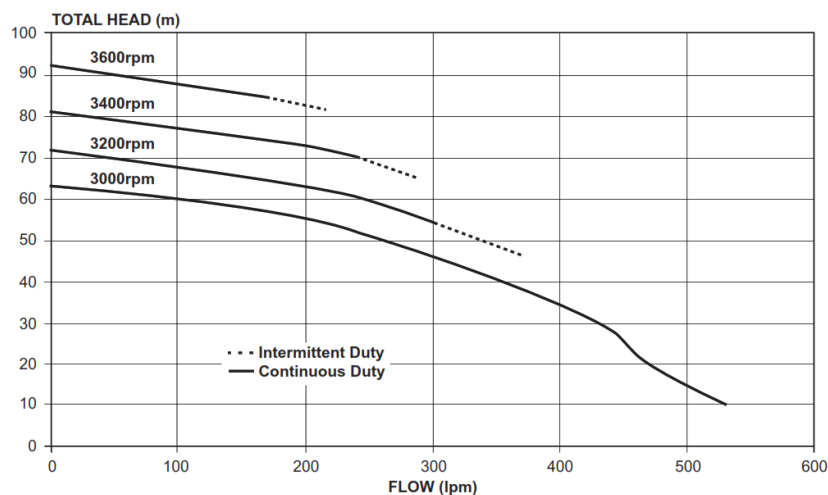



## MOTOPOMPE INCENDIE PORTABLE DIESEL - MARINE

Modèle : EFP-40-12-D.E

- Pompe centrifuge auto-amorçante
- Corps en aluminium grade marine, résistant à la corrosion pour une longue durée de vie.
- Amorçage automatique garanti jusqu'à 5 m à 3000 tr/min pour plus de polyvalence et de possibilités d'installation.
- Châssis avec supports anti-vibrations.
- Applications : Protection incendie, transfert d'eau et nettoyage haute-pression.

Caractéristiques	Moteur
Type	YANMAR G L00 AE
Performances	10 Cv - 3600 TR/MIN
Carburant	Diesel
Démarrage	Manuel + Electrique
Autonomie	Environ 2 h
Réservoir	5.5 L
Caractéristiques	Pompe
Corps de pompe	Aluminium grade marine
Débit max	48 m <sup>3</sup> /h
Pression max	9.2 b
Ø Aspiration	2" (50 mm)
Ø Refoulement	2" (50 mm) + 2 x 1" (25 mm)
Performances	100 lpm @ 6 b 300 lpm @ 4.5 b 400 lpm @ 3.5 b
Granulaumétrie	0.5 mm
Amorçage	Auto-amorçante
Dimensions	605 x 600 x 492 mm
Poids	66 Kg



Photos non contractuelles

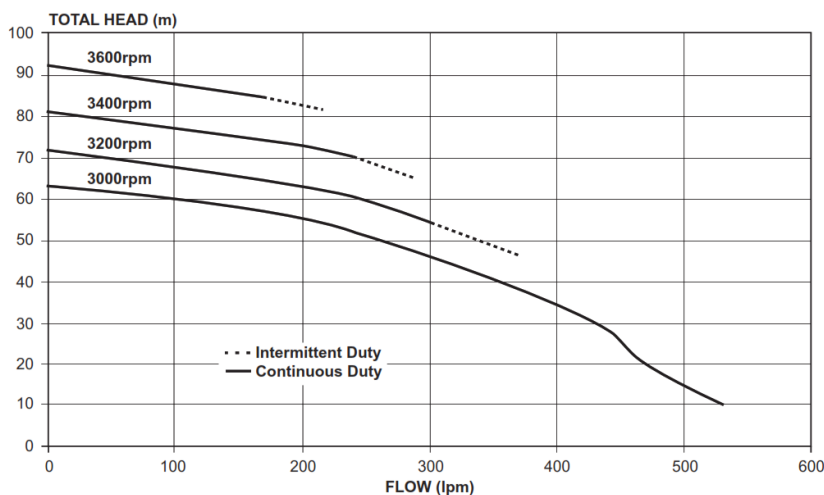



## DIESEL PORTABLE FIRE PUMP - NAVY

**Model : EFP-40-12-D.E**

- Self-priming centrifugal pump
- Marine grade aluminum body, corrosion resistant for long life.
- Self-priming guarantees up to 5 m at 3000 rpm for more versatility and installation possibilities.
- Chassis with anti-vibration supports.
- Applications: Fire protection, water transfer and high-pressure cleaning.

Characteristics	Engine
Type	YANMAR G L00 AE
Performances	10 Cv - 3600 TR/MIN
Fuel	Diesel
Starter	Manual + Electric
Autonomy	Approx 2 h
Fuel Tank	5.5 L
Characteristics	Pump
Body	Marine grade aluminum
Flow max	48 m <sup>3</sup> /h
Head max	92 m
Ø Suction	2" (50 mm)
Ø Delivery	2" (50 mm) + 2 x 1" (25 mm)
Performances	100 lpm @ 6 b 300 lpm @ 4.5 b 400 lpm @ 3.5 b
Solid handling	0.5 mm
Priming	Self-priming
Dimensions	605 x 600 x 492 mm
Weight	66 Kg



*Photos non contractuelles*